

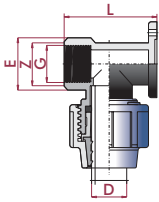
## PP-P. 01. CPW

- 90° Elbow
- Comp x BSP female thread - Wall

- Coude 90°
- Applique - Comp x Femelle à visser BSP

- Codo 90°
- De pared - Comp x Rosca hembra BSP

- Joelho 90°
- Com pater - Junta rápida x Rosca fêmea BSP



D x G	CODE	REF.	DN	PN	L	Z	E
25 x 3/4"	11723	11 01 225	56	10	65	32	36

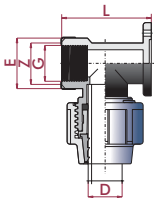
## PP-P. 01. CPWR

- 90° Reinforced elbow
- Comp x BSP female thread - Wall

- Coude 90° Renforcé
- Applique - Comp x Femelle à visser BSP

- Codo 90° reforzado
- De pared - Comp x Rosca hembra BSP

- Joelho 90° reforçado
- Com pater - Junta rápida x Rosca fêmea BSP



D x G	CODE	REF.	DN	PN	L	Z	E
25 x 3/4"	15778	11 01 325	56	10	65	32	36

## Tees - Tés - Tés - Tês

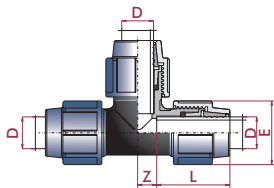
### PP-P. 03. CP

- 90° Tee
- Comp x Comp x Comp

- Té 90°
- Comp x Comp x Comp

- Té 90°
- Comp x Comp x Comp

- Tê 90°
- Junta rápida x Junta rápida x Junta rápida



D	CODE	REF.	DN	PN	L	Z	E
16 x 16 x 16	01506	11 03 016	10	16	49	13	47
20 x 20 x 20	01507	11 03 020	15	16	49	13	47
25 x 25 x 25	01508	11 03 025	20	16	58	16	56
32 x 32 x 32	01509	11 03 032	25	16	81	18	65
40 x 40 x 40	01510	11 03 040	32	16	92	24	81
50 x 50 x 50	01511	11 03 050	40	16	108	28	92
63 x 63 x 63	01512	11 03 063	50	16	125	32	114
75 x 75 x 75	01513	11 03 075	65	10	140	41	128
90 x 90 x 90	17906	11 03 090	80	10	156	53	152
110 x 110 x 110	17907	11 03 110	100	10	176	63	182