

# 3 pts latéraux TF3

3 lateral points

6374

# Pêne dormant et rouleau

Deadbolt and roller

Nombre de points  
Number of points



Entraxes  
Between centers



Largeur de têtère  
Face plate width



Verrouillage  
Locking



Tours de clé  
Key turn



Mécanisme  
Mechanism



Réversibilité  
Reversibility



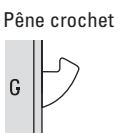
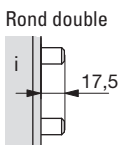
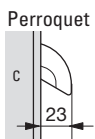
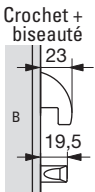
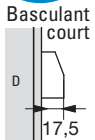
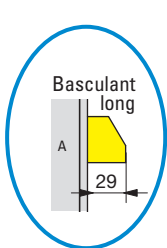
Carré  
Spindle



Normes - Réglementation  
Standards - Regulations



Autres informations: compatible avec les gâches séries 2835 + 2834.52.0 ou 2839  
Other information: compatible with strike series 2835 + 2834.52.0 or 2839



Réf.: 6374.xx.xA

- Rouleau nylon réglable de 7 à 19 mm
- Boîtiers intermédiaires avec pènes basculants longs (acier et protection anti-sciage)
- Adjustable nylon roller (7 to 19 mm)
- Intermediate cases with long pivoting bolts (protection & saw resistant steel)

Plan page 150

|  | A  | B  | C  | 24 x 6     | 22 x 6     | 22 x 2,5   |
|--|----|----|----|------------|------------|------------|
|  | 21 | 36 | 15 | 6374.36.0A | 6374.36.1A |            |
|  | 24 | 39 | 15 | 6374.39.0A | 6374.39.1A |            |
|  | 25 | 40 | 15 |            |            | 6374.40.3A |
|  | 26 | 41 | 15 | 6374.41.0A | 6374.41.1A |            |
|  | 30 | 45 | 15 | 6374.45.0A | 6374.45.1A | 6374.45.3A |

Gabarits de copiage / Templates for duplication : ref. 2836.03.0