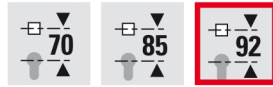


Nombre de points
Number of points



Entraxes
Between centers



Largeur de tête
Face plate width



Verrouillage
Locking



Tours de clé
Key turn



Mécanisme
Mechanism



Réversibilité
Reversibility



Carré
Spindle



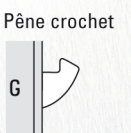
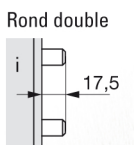
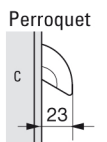
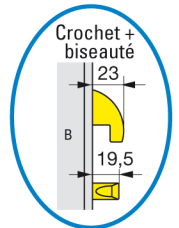
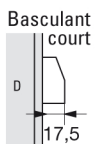
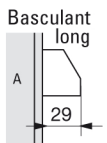
Normes - Réglementation
Standards - Regulations



Autres informations: compatible avec les gâches series 2835 et 2839.
Other information: compatible with strike series 2835 et 2839.

Réf.: 6470.xx.xB

- **Tête U** 1/2 tour larg. 14 mm
- **Tête plate** 1/2 tour larg. 11,5 mm compatible avec les gâches réglables
- Boîtiers intermédiaires avec:
 - pènes basculants à crochets plus pêne biseauté.
 - pêne boîtier central avec protection anti-sciage.
- **U faceplate**, latch 14 mm wide
- **Flat faceplate**, latch 11.5 mm wide, compatible with adjustable strikes
- Intermediate cases with:
 - hooked pivoting bolts and bevelled bolts
 - saw resistant central case bolt



Plan page 151

A	B	C	24 x 6	24 x 6	22 x 6	24 x 2,5	22 x 2,5
25	40	15				6470.40.2B	6470.40.3B
26	41	15	6470.41.0B 6470.41.0PT	6470.41.4B	6470.41.1B		
30	45	15	6470.45.0B 6470.39.0PT	6470.45.4B	6470.45.1B	6470.45.2B	6470.45.3B
34	49	15					6470.49.3B

Gabarits de copiage / Templates for duplication : ref. 2836.03.1