

Nombre de points  
Number of points



Entraxes  
Between centers



Largeur de tête  
Face plate width



Verrouillage  
Locking



Tours de clé  
Key turn



Mécanisme  
Mechanism



Réversibilité  
Reversibility



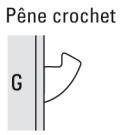
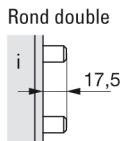
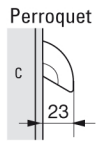
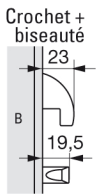
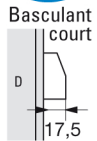
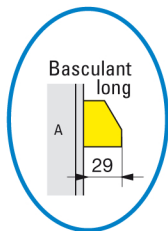
Carré  
Spindle



Normes - Réglementation  
Standards - Regulations



Autres informations: Complément aux serrures A2P. Le Cylindre, l'ensemble béquilles et les gâches (voir fin de chapitre)  
Other information: Supplement to the locks A2P. The cylinder, all handles and strikes (see end of chapter)



Réf : 6370.xx.0A2P



- Boîtiers intermédiaires avec pènes basculants longs (acier et protection anti-sciage). Livré avec gâche H et B acier renforcé (ép : 4 mm).
- Pêne dormant boîtier central (acier et protection anti-sciage). Livré sans gâche centrale.
- Verrouillage à 2 tours de clé.
- *Intermediate cases with long pivoting bolts (saw resistant steel and protection) Supplied with 4 mm thick reinforced strike top and bottom*
- *Central case deadbolt (saw resistant steel and protection) Supplied without central strike.*

Plan page 149

	A	B	C	24 x 6
	21	36	15	6370.36.0A2P
	24	39	15	6370.39.0A2P
	26	41	15	6370.41.0A2P
	30	45	15	6370.45.0A2P

Gabarits de copiage / Templates for duplication : ref. 2836.03.0