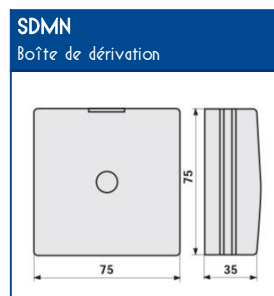
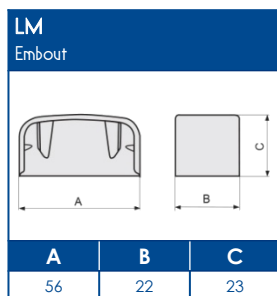
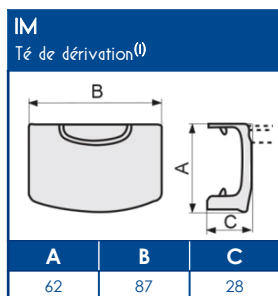
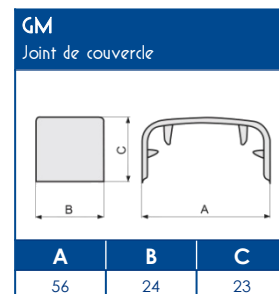
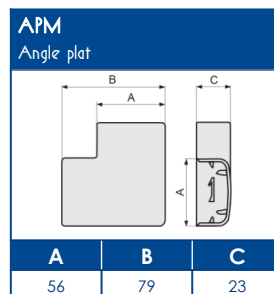
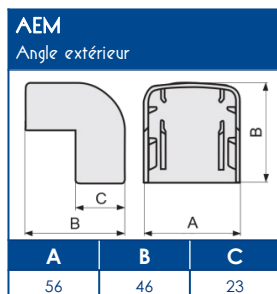
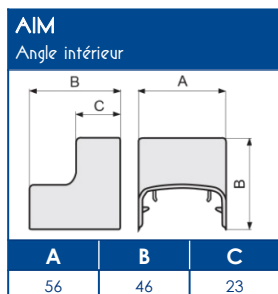


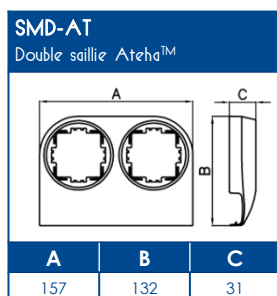
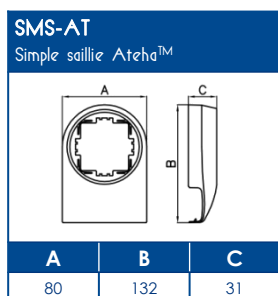
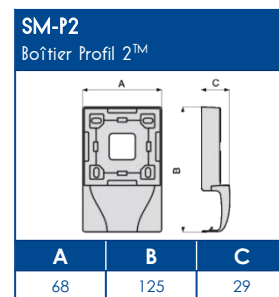
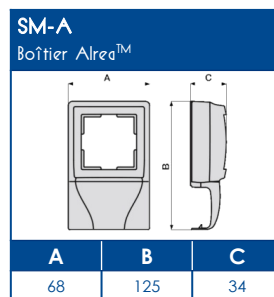
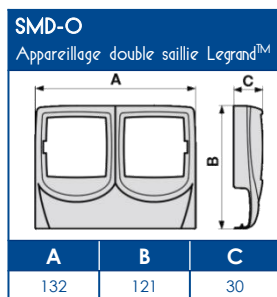
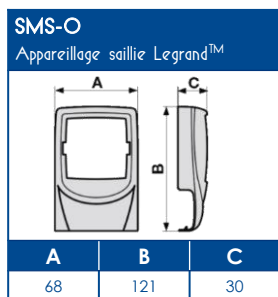
## OPTIMA Moulures


 Déclaration PEP Ecopassport à consulter sur le site [www.pep-ecopassport.org](http://www.pep-ecopassport.org) (calculée avec la moulure OPTIMA 2 compartiments).

## SCHEMAS ET COTES (mm)



<sup>(1)</sup>S'adapte sur les moulures TM 22 x 12.5 WO, TM 32 x 12.5 WO, TM 34 x 16 WO, TM 52 x 20 WO, TM 80 x 22 WO et LPDC



## COMPATIBILITE APPAREILLAGES

		SCHNEIDER	LEGRAND	ARNOULD	HAGER
Boîtier Simple	SMS-AT				Ateha™
Boîtier Double	SMD-AT				Ateha™
Boîtier Simple	SMS-O		App. saillie™*		
Boîtier Double	SMD-O		App. saillie™*		
Boîtier Simple	SM-A	Alrea™			
Boîtier Simple	SM-P2			Profil2™	

\* Appareillage saillie : ex OTEO

Expert en cheminement de l'énergie