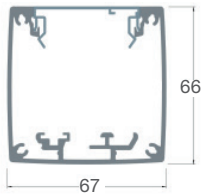


Schémas et cotes (mm)

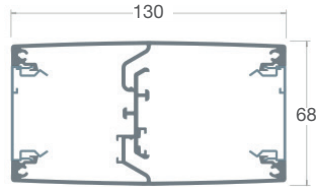
# TerCia CLS-C45

colonnettes à clipsage direct 45\*

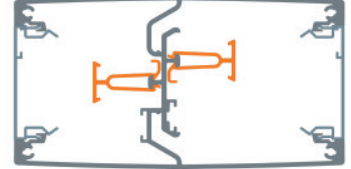

Simple face  
B45300, B45301



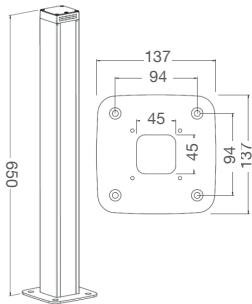
Double face  
B45305, B45306



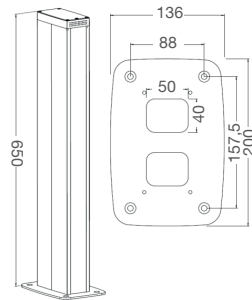
Montage cloison



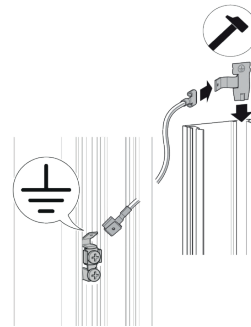
Simple face  
B45300, B45301



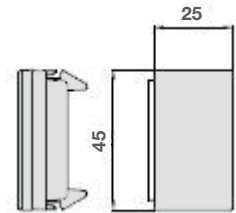
Double face  
B45305, B45306



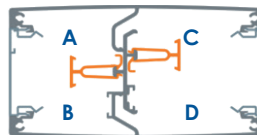
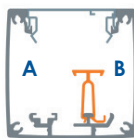
Liaison de masse



JCA45U  
Jonction couvercle appareillage



## Capacité maximale théorique en câbles<sup>(1)</sup>



Section (mm <sup>2</sup> )	A	B	A	B	C
n. câbles Ø 11	3	3	4	4	14
n. câbles Ø 7	3	3	9	9	30

<sup>(1)</sup> Attention : le nombre de conducteurs calculé correspond à une valeur optimisée, sans tenir compte du croisement des câbles à l'intérieur du conduit, ni du coefficient de foisonnement.

\* Colonnettes vendues non équipées