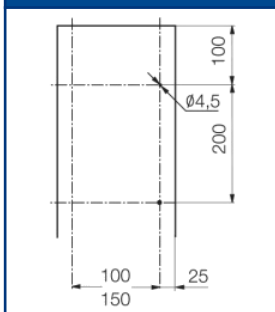


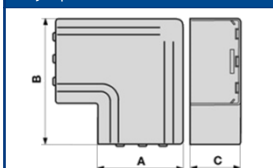
**TA-E** Goulottes de distribution

**SCHEMAS ET COTES (mm)**
**TA-E 200x80**

Goulotte de distribution


**NPAN**

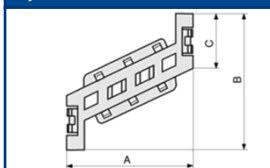
Angle plat



A	B	C
205	250	83

**TR-E**

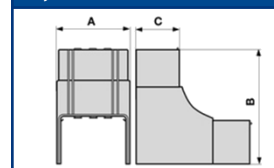
Agrafe de retenue de câbles



A	B	C
185	143	60

**NIAV**

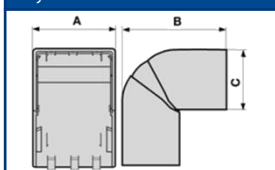
Angle intérieur variable



A	B	C
205	175	83

**NEAV**

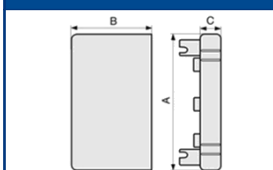
Angle extérieur variable



A	B	C
205	155	83

**LAN**

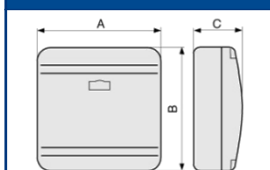
Embout



A	B	C
205	82	16

**SDN**

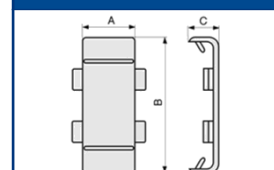
Boîte de dérivation



A	B	C
231	231	95

**GAN**

Joint de couvercle



A	B	C
30	205	14,5

**NTAN**

Té de dérivation avec réduction

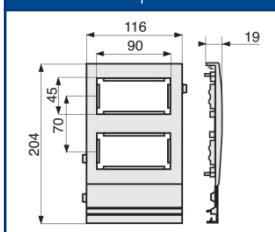


\*dérivation sur toutes les dimensions inférieures

A	B	C
210	104	264

**SUPPORT APPAREILLAGES**
**45x45**
**PDA-M8**

2x4 modules compacts


**COMPATIBILITE APPAREILLAGES 45x45**

LEGRAND	PW	SCHNEIDER	HAGER	3M
Mosaic™	Espace Liberté™	Alvaïs quadra™	Systo™	Volution™

Compatible avec tous les appareillages standard 45x45