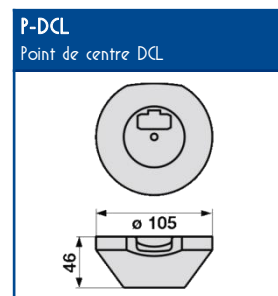
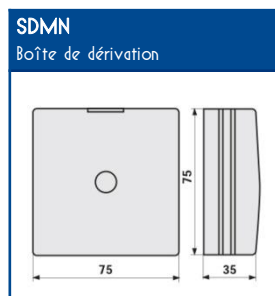
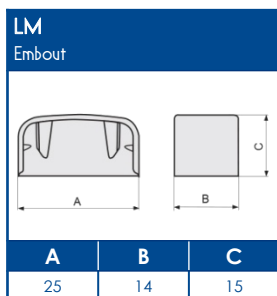
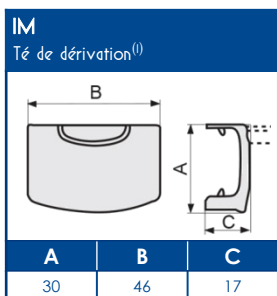
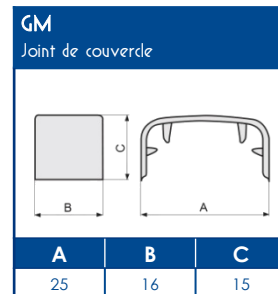
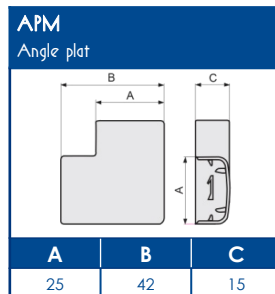
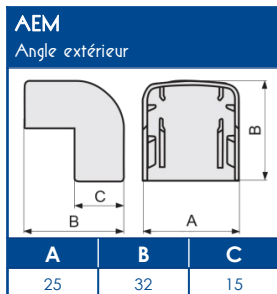
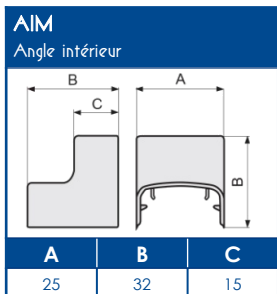


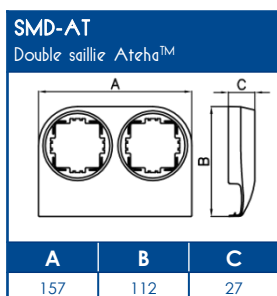
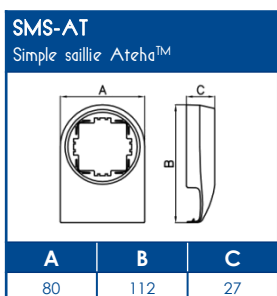
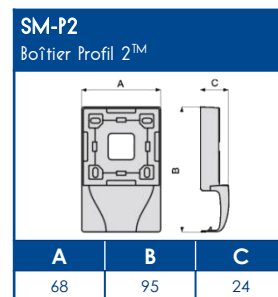
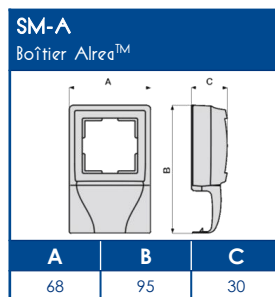
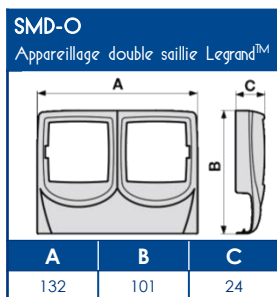
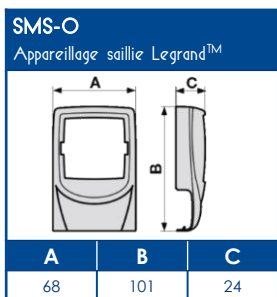
OPTIMA Moulures



SCHEMAS ET COTES (mm)



⁽¹⁾S'adapte sur les moulures TM 22 x 12.5 WO



COMPATIBILITE APPAREILLAGES

		SCHNEIDER	LEGRAND	ARNOULD	HAGER
Boîtier Simple	SMS-AT				Ateha™
Boîtier Double	SMD-AT				Ateha™
Boîtier Simple	SMS-O		App. saillie™*		
Boîtier Double	SMD-O		App. saillie™*		
Boîtier Simple	SM-A	Alrea™			
Boîtier Simple	SM-P2			Profil2™	

* Appareillage saillie : ex OTEO

Expert en cheminement de l'énergie